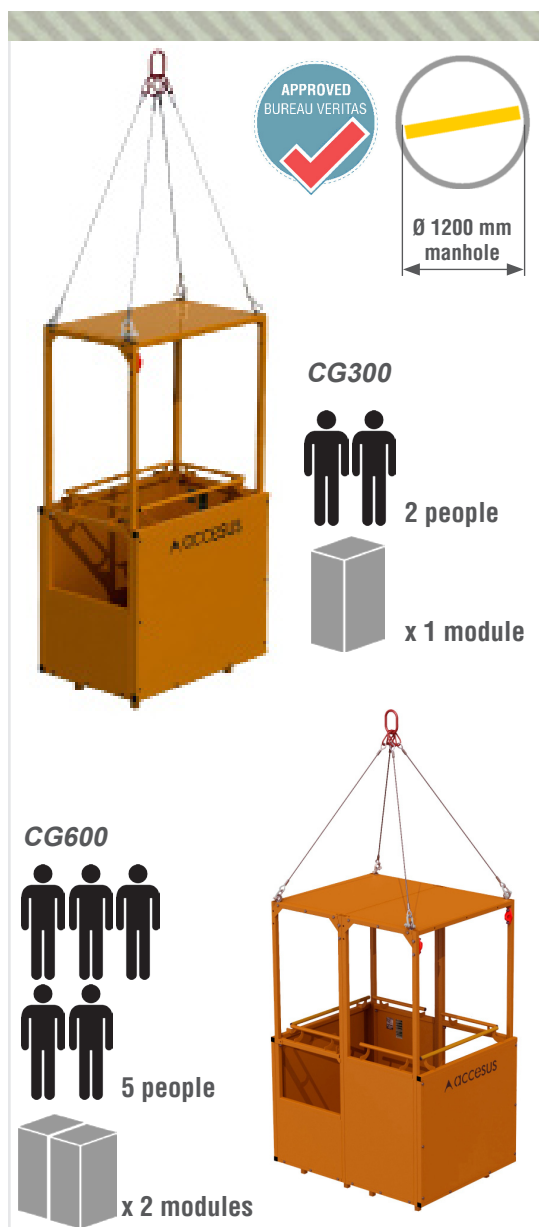




MAN RIDING BASKET FOR CRANES MODELS CG300 & CG600



TECHNICAL DATA

Suspended cage for cranes, models *CG300* and *CG600*, designed for man-riding as well as material lifting. They have been designed to comply with EN14502 standard.

CG 300 model is made of 1 module for 2 people. It can be converted into *CG 600* cradle (2 modules - 5 people) & *CG 900* cradle (3 modules - 3 people).

CG 600 model is made of 2 modules for 5 people. It can be converted into 2 units of *CG 300* cradle (1 module each - 2 people each cradle) & *CG 900* cradle (3 modules - 3 people) by adding some extra pieces.

The basket is made of steel painted components, its construction is modular. For safety reasons all joints are bolted.

Detachable in pieces (passes into Ø1.200 mm manholes).

Its modular design, easy to assemble and disassemble facilitates a quick configuration for 2 or for 5 people. Furthermore transport and storage is easy and cheap due to its flat packaging design.

All man basket for cranes are equipped with anchoring points certified under the EN 795 standard for each of the users.

Accessus cages for cranes *CG300* and *CG600* have access doors with an automatic locking and blocking system, banisters and a protection plinth, interior handrail to avoid trappings, anti-slipping floor, and protection ceiling. Includes steel slings, shackles & lifteye.

According to EN 14502 standard & Certified by *Bureau Veritas*.

SAFETY DEVICES

- Anchoring points under EN795, to provide extra safety to working men.
- Doors with lock and automatic blocking system.
- Anti slipping floor.
- Protection ceiling.
- Legs.
- Safety index of 2 (minimum).

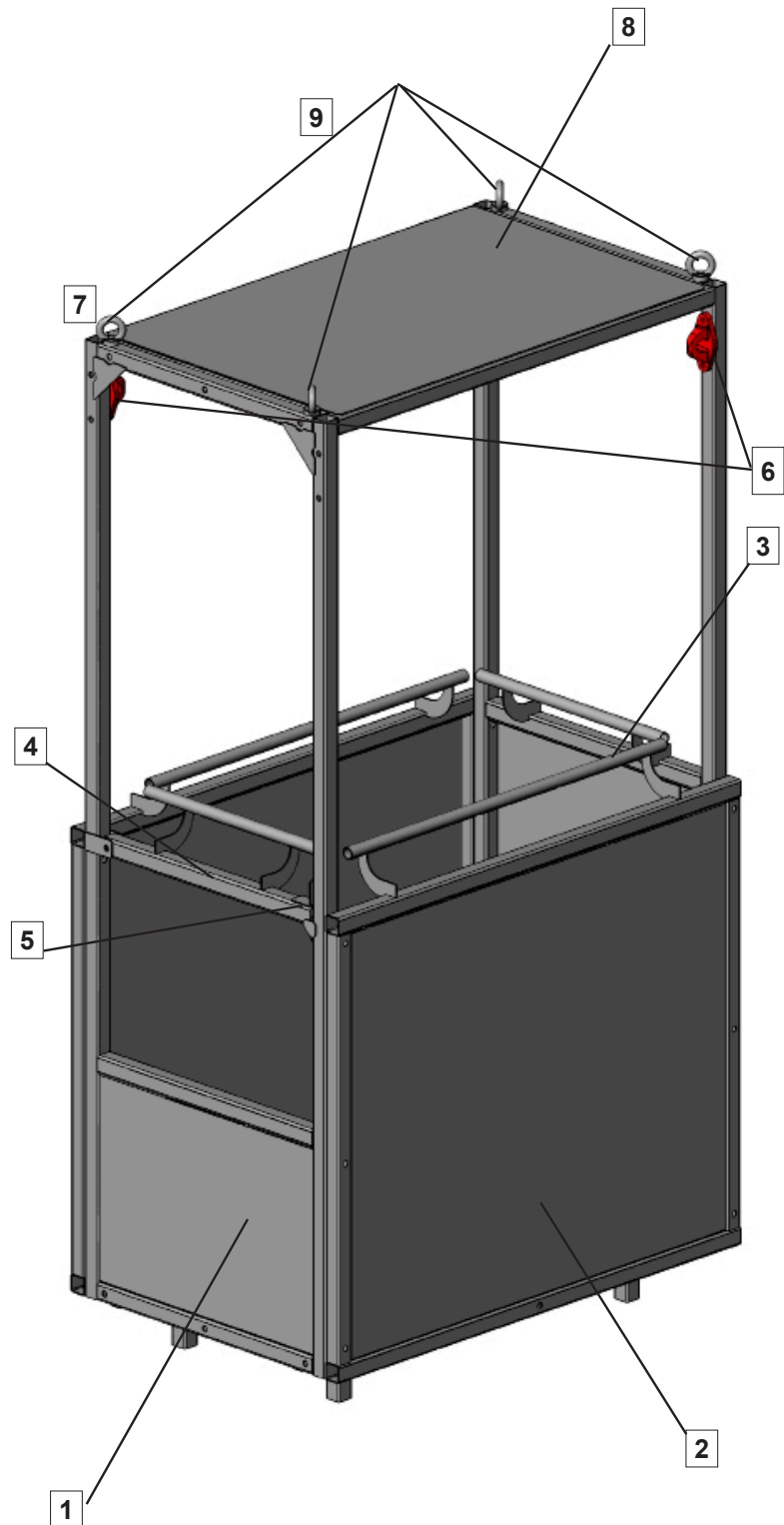


TECHNICAL FEATURES

MAN BASKET CRANE	CG300	CG600
Maximum number of users	2	5
W.L.L.	300 kg	600 kg
Dead weight	150 kg	250 kg
Maximum working height	Unlimited	
Total height of cradle	2,5 m	
Banister height	1,1 m	
Doors	1	2

Main components (model CG 300 1 module):

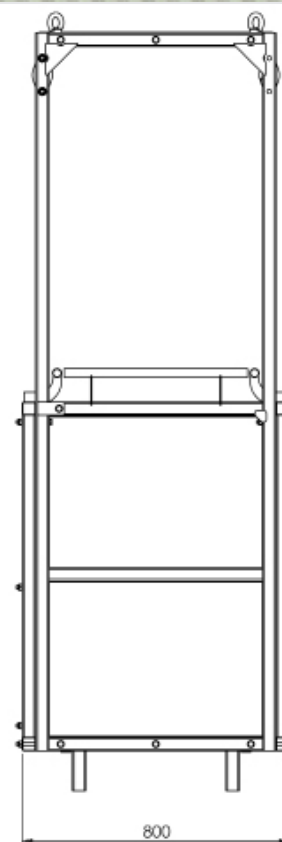
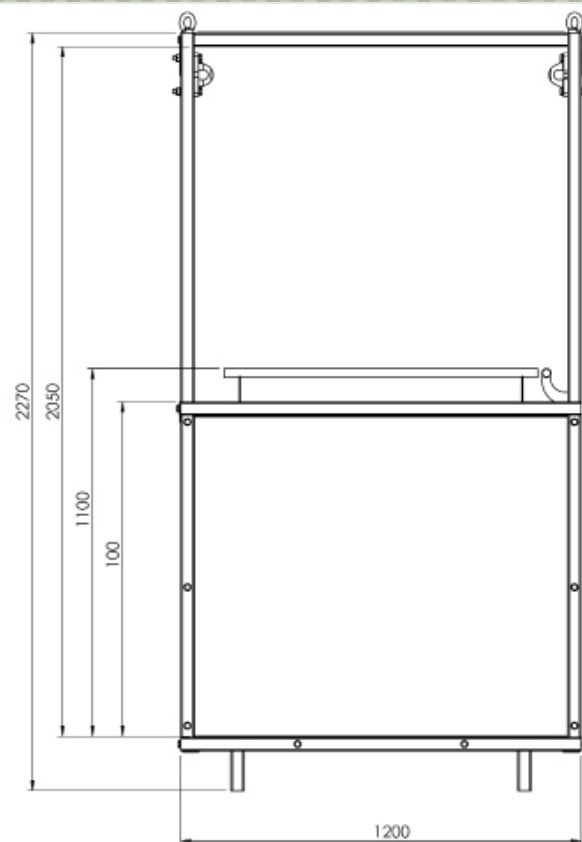
- 1 - 0.5 m baseboard + door,
- 2 - 1 m baseboard,
- 3 - 1.1 m handrail,
- 4 - Access door,
- 5 - Closure & automatic block,
- 6 - EN 795 anchorage points,
- 7 - Eyebolt,
- 8 - Protection roof,
- 9 - Lift steel slings with shackles & lifteye.



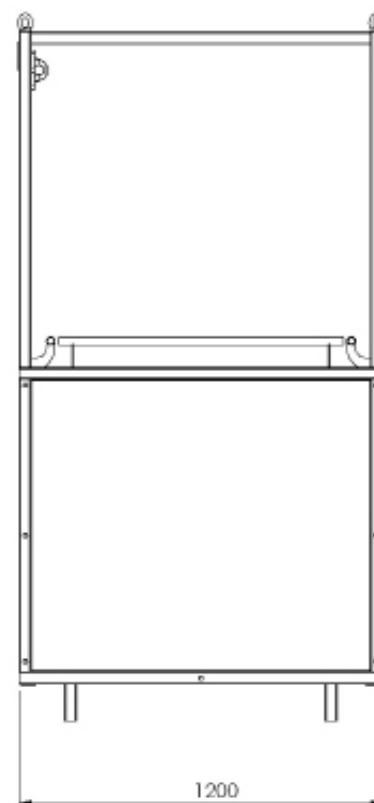
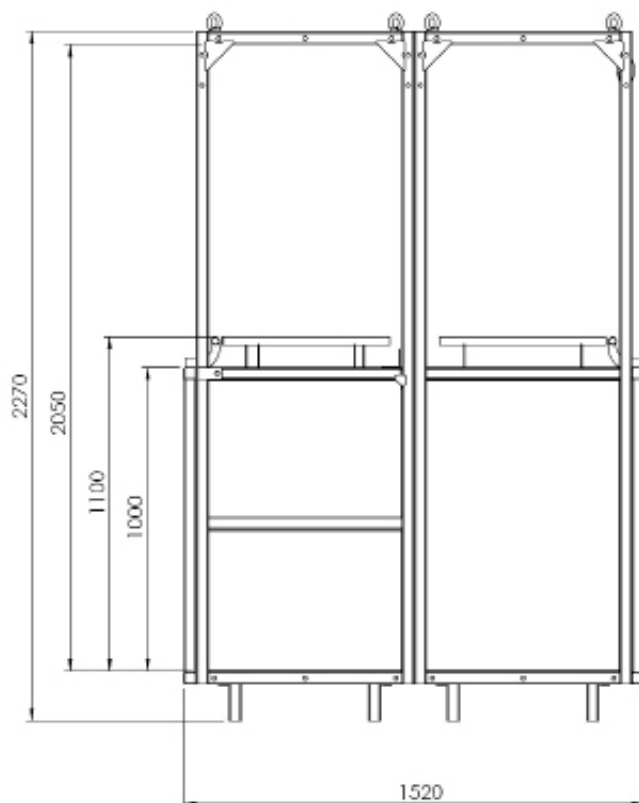


MAN RIDING BASKET FOR CRANES MODELS CG300 & CG600

General dimensions Model CG300

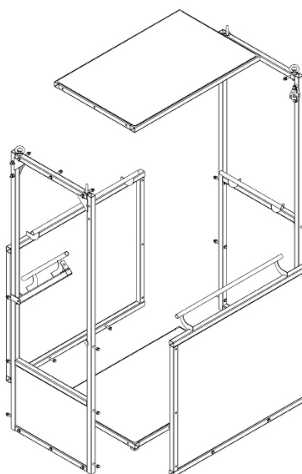
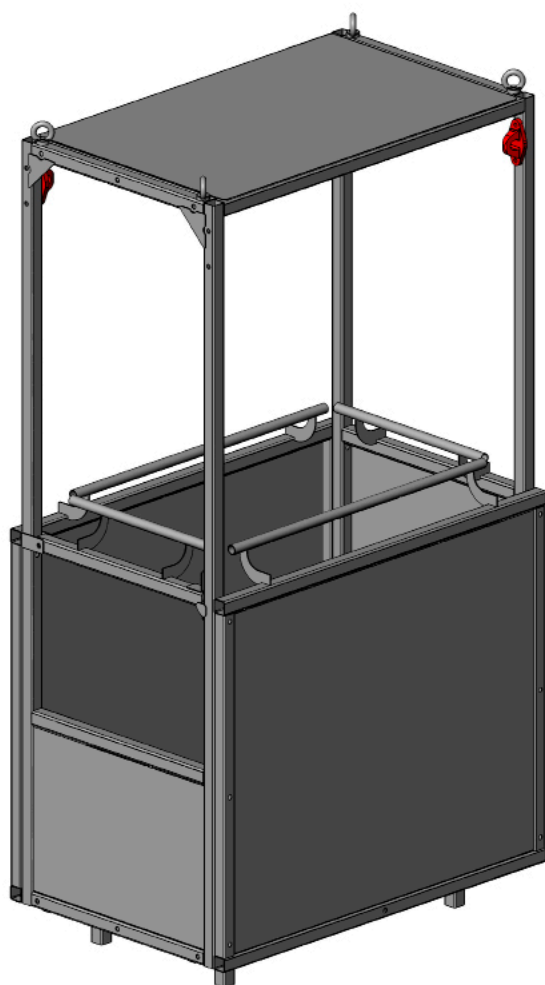
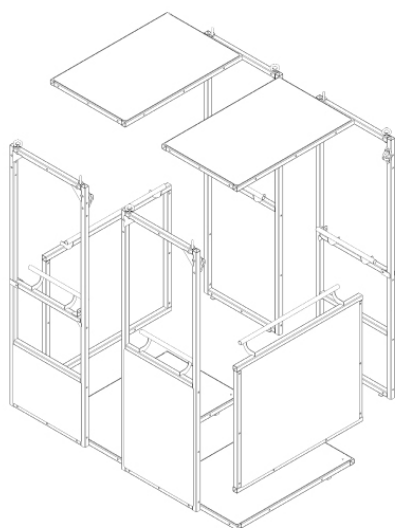
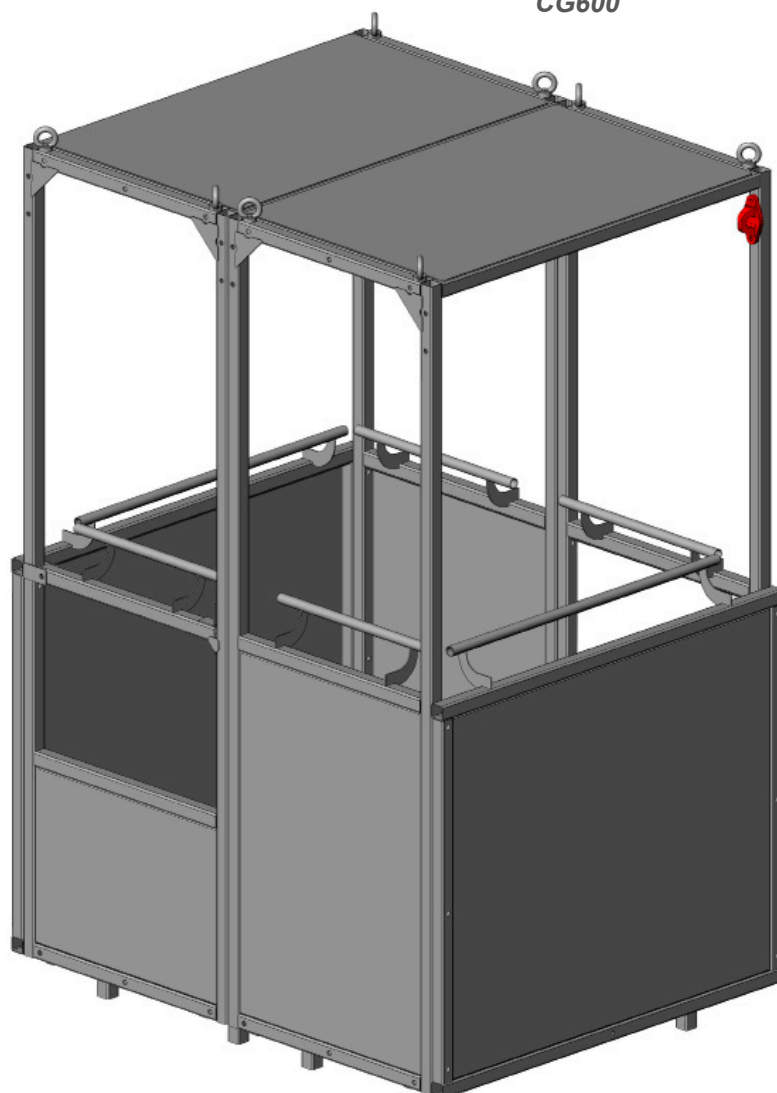


Model CG600





MAN RIDING BASKET FOR CRANES MODELS CG300 & CG600

CG300**CG600**



MAN RIDING BASKET FOR CRANES MODELS CG300 & CG600



Reference: FT-027EN

man basket crane

Version: 02

5 / 7




MAN RIDING BASKET FOR CRANES MODELS CG300 & CG600





accessus

MAN RIDING BASKET FOR CRANES MODELS CG300 & CG600



Reference: FT-027EN

man basket crane

Version: 02

7 / 7