



MAN RIDING BASKET FOR CRANES: MODELS CG300 & CG600 ROOFLESS

TECHNICAL DATA

Suspended basket for cranes, models **CG300** and **CG600 ROOFLESS**, designed for man-riding as well as material lifting. Ideal to anticipate possible rescues for workers in height.

G300 ROOFLESS model is made of 1 module for 2 people. It can be extended into **CG600** cradle (2 modules) and **CG900** cradle (3 modules with optional rescue stretcher).

CG600 ROOFLESS model is made of 2 modules for 5 people. It can be converted into 2 units of **CG300** cradle. It can be extended into **CG900** cradle (3 modules with optional rescue stretcher).

The basket is made of steel painted components and its construction is modular. For maximum safety reasons, all joints are bolted.

Disassembled in pieces passes through Ø1200mm manholes.

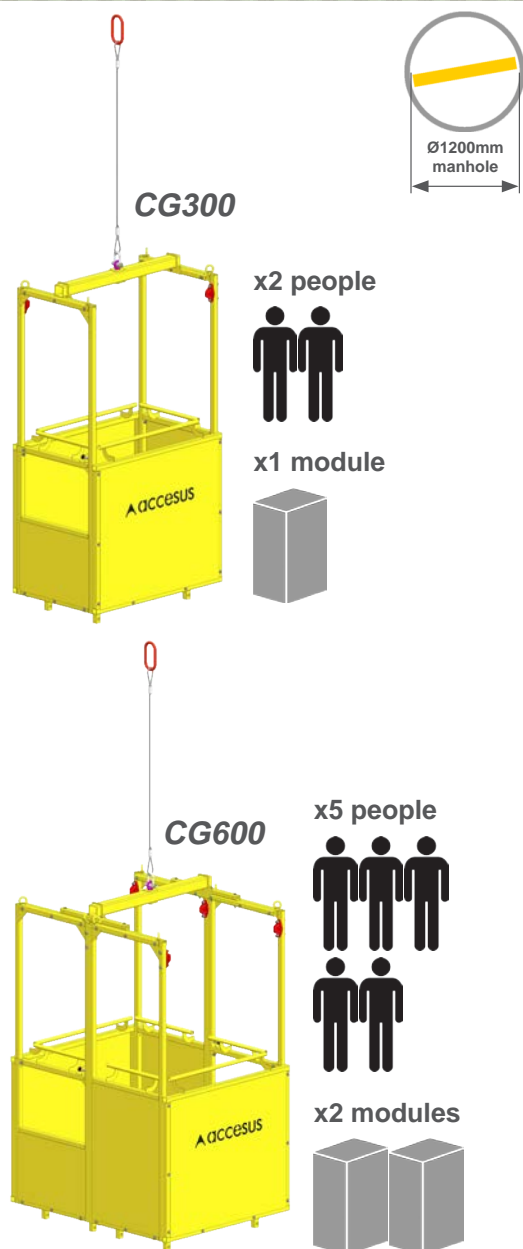
Its modular design, easy to assemble and disassemble, facilitates a quick configuration for 2 or for 5 people. Furthermore transport and storage is easy and cheap due to its flat packaging design.

All man-riding baskets are equipped with anchoring point according to EN795 standard for each users.

The baskets are equipped with access door with automatic locking and blocking system, handrails and closures, internal handrail to avoid trappings, anti-slippery, roofless to improve the passage, etc. Includes steel sling with shackle and lifteye.

The baskets for crane **CG300** and **CG600 ROOFLESS** are delivered with instructions manual, certificate and includes load and identification nameplates.

According to **EN14502** standard.



SAFETY DEVICES

- Anchoring points according to EN795, to provide an extra safety to working men.
- Door equipped with lock and automatic blocking system.
- Anti-slippery floor.
- Support legs.
- Safety coefficient 2 (minimum).
- 1,10m height handrails.



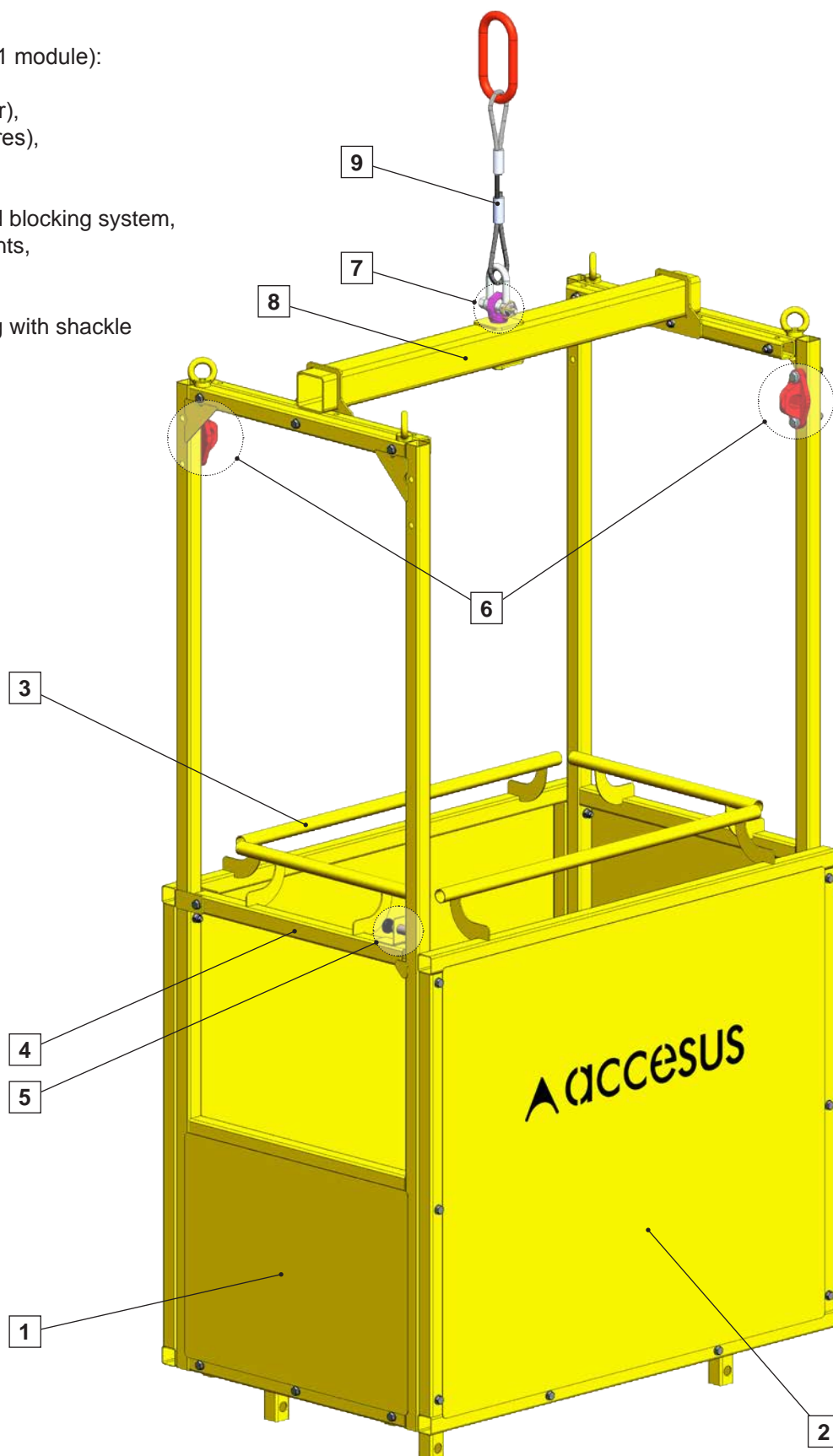
TECHNICAL FEATURES

Man basket crane roofless	CG300	CG600
Maximum number of user	2	5
Working Load Limit	300kg	600kg
Dead weight	150kg	250kg
Maximum working height	Unlimited	
Total height of cradle	2,5m	
Handrail height	1,1m	
Number of access doors	1	2

MAIN COMPONENTS

Model example CG300 (1 module):

- 1 - 0,5m baseboard (door),
- 2 - 1m baseboard (closures),
- 3 - 1,1m handrail,
- 4 - Access door,
- 5 - Automatic locking and blocking system,
- 6 - EN795 anchoring points,
- 7 - Rotating eyebolt,
- 8 - Structural roof,
- 9 - 1,5m Steel lifting sling with shackle and lifteye.

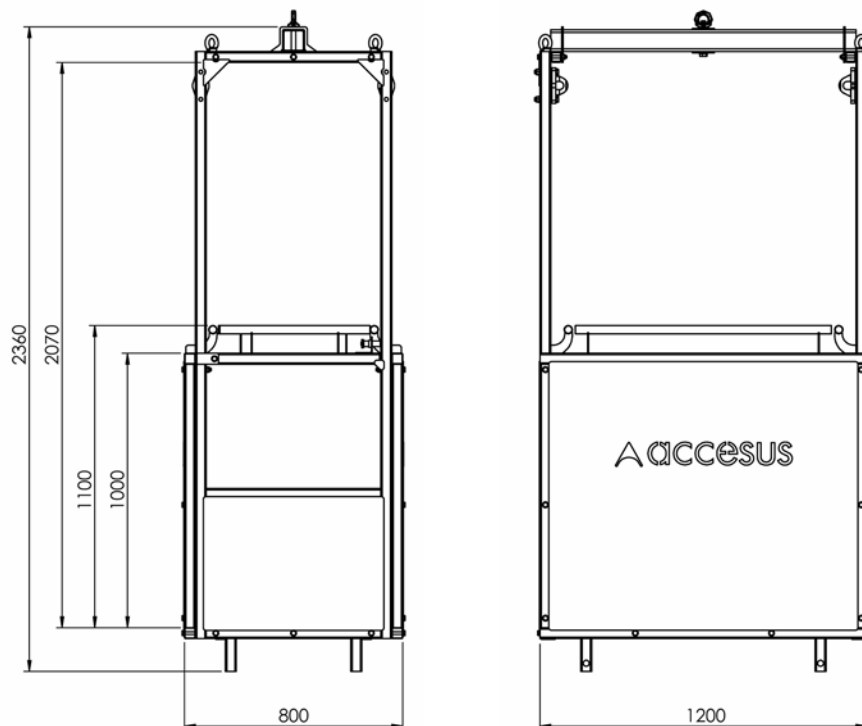




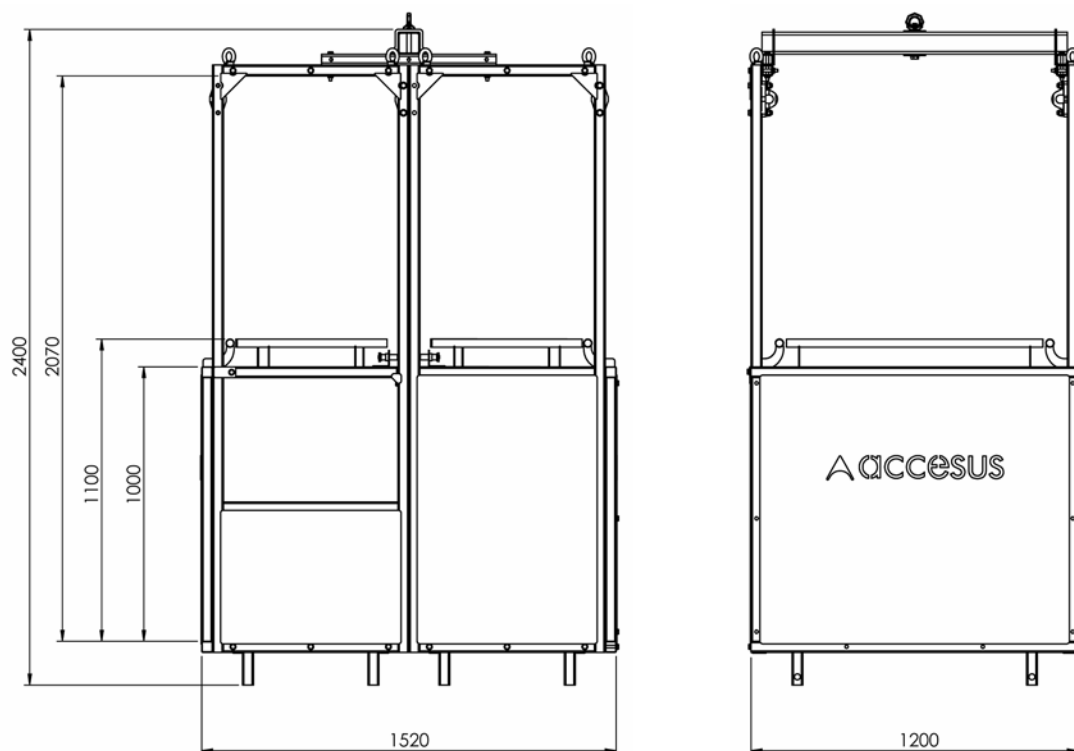
MAN RIDING BASKET FOR CRANES: MODELS CG300 & CG600 ROOFLESS

OVERALL DIMENSIONS

CG300 model

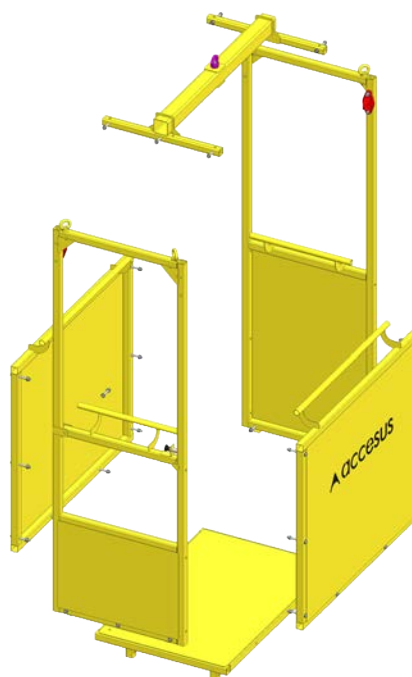
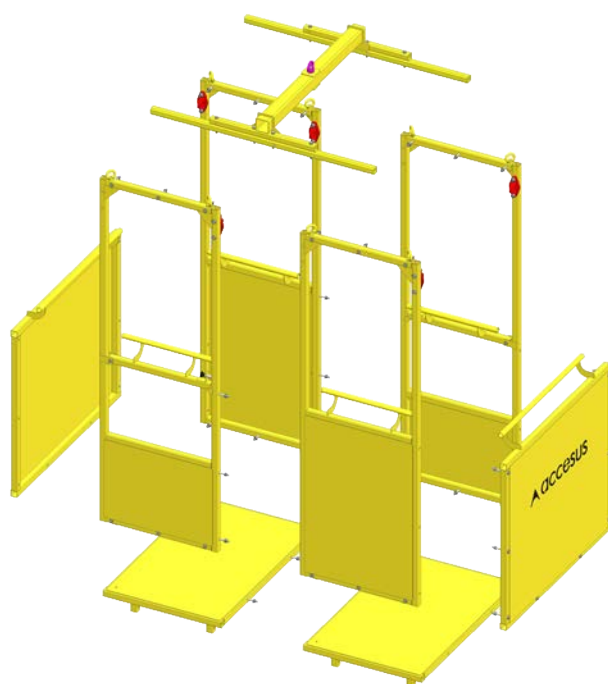
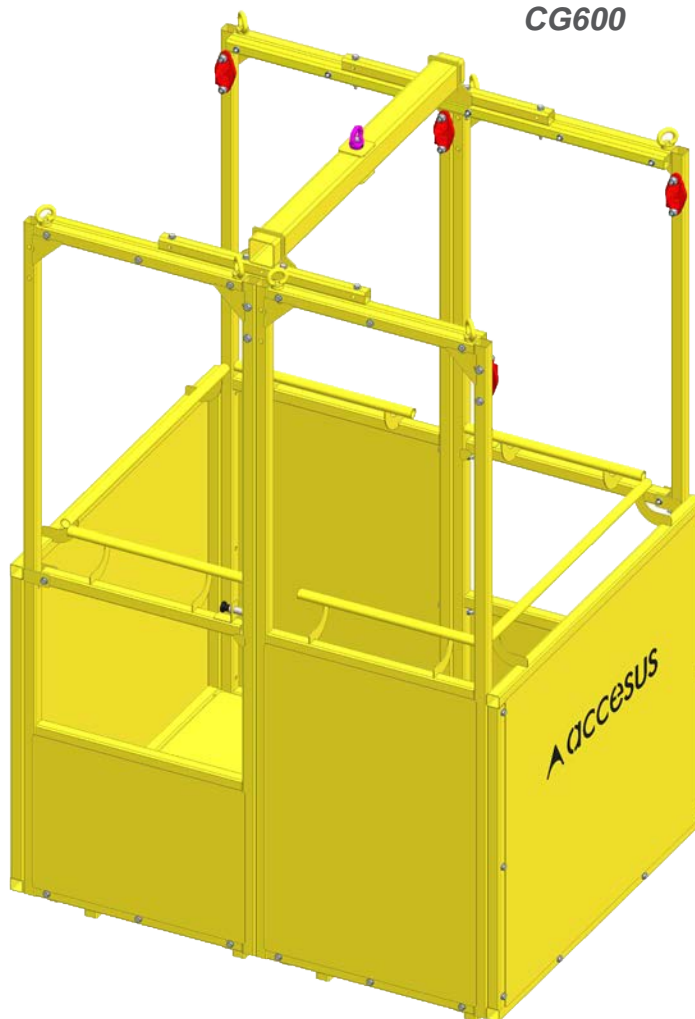


CG600 model





MAN RIDING BASKET FOR CRANES MODELS CG300 & CG600 ROOFLESS

CG300**CG600**



MAN RIDING BASKET FOR CRANES: MODELS CG300 & CG600 ROOFLESS

CG600



CG300



CG300

Structural roof detail



MAN RIDING BASKET FOR CRANES MODELS CG300 & CG600 ROOFLESS

CG300
+load test tool



Load test detail



Closed door



Nameplates detail

EN795
Anchoring
point detail



Open door